

# **FIRAT UNIVERSITY RANKING RESULTS**

*January 2024*

## FIRAT UNIVERSITY 2023- 2024 RANKING RESULTS

Platforms	Türkiye	World	Links
URAP (2024)	10	1038	URAP - Türkiye Özel Sıralaması Sayfası (urapcenter.org)
TÜBİTAK GYÜ	33	-	TÜBİTAK Girişimci ve Yenilikçi Üniversite Endeksi (tubitak.gov.tr)
ARWU	6-11	901-1000	Shanghai Ranking's Academic Ranking of World Universities
THE (2023)	11	801-1000	World University Rankings   Times Higher Education (THE)
THE Impact (2023)	6	601-800	<a href="https://www.timeshighereducation.com/impactrankings">https://www.timeshighereducation.com/impactrankings</a>
THE Asia Universities	12	251-300	<a href="https://www.timeshighereducation.com/asiarankings">https://www.timeshighereducation.com/asiarankings</a>
THE Young Universities (2023)	7	251-300	<a href="https://www.timeshighereducation.com/">https://www.timeshighereducation.com/</a>
CWTS Leiden	14	932	CWTS Leiden Ranking - Ranking 2022
RUR	32	1111	World University Rankings (roundranking.com)
SCIMAGO (2023)	16	4622	Research and Innovation Rankings - Turkey 2022 (scimagoir.com)
US News (2023)	22	1167	2022-2023 Best Universities in the World - US News
Webometric (2022)	17	1351	World   Ranking Web of Universities: Webometrics
Greenmetric	29	349	Overall Rankings 2022 - UI GreenMetric
CWUR (2023)	34	1557	World University Rankings 2022-23   Global 2000 List   CWUR
QS EECA (2022)	29	221-230	QS EECA University Rankings 2022 <a href="https://www.topuniversities.com/">https://www.topuniversities.com/</a>



*University Ranking by  
Academic Performance*

URAP

University Ranking by Academic Academic Performance  
(URAP)



University Ranking by  
Academic Performance

## Subject Rankings in URAP 2022- 2023

Firat University	2021-2022	2021-2022	2023-2024	u
World	1147	1034	1034	
Turkiye	22	20	10	


Firat University	World	Turkiye
Physics	619	1
Math	338	2
Engineering	639	4
Computer Sciences	667	4
Mechanical Engineering	628	5
Electrical and Electronics Engineering	834	7
Technology	998	8
Health		12
Chemistry	1490	30

2023-2024 RESULTS		Türkiye Rankings		World Rankings	
		Ranking	Score	Ranking	Score
	<b>Fırat University</b>	<b>10</b>	<b>851,71</b>	<b>1038</b>	<b>259,35</b>
1	Hacettepe Üniversitesi	1	1069,42	810	296,82
2	İTÜ	2	1013,37	778	300,71
3	İstanbul Üniversitesi	3	885,15	1294	242,42
4	Ankara Üniversitesi	4	856,36	2057	180,77
5	ODTÜ	5	892,08	1049	266,15
6	Koç Üniversitesi	6	1012,68	745	304,07
7	İstanbul Üniversitesi-Cerrahpaşa	7	1019,93	639	320,3
8	Gazi Üniversitesi	8	878,33	1124	259,35
9	Ege Üniversitesi	9	1083,26	517	346,42
10	Fırat Üniversitesi	10	909,54	1616	213,37





Times  
Higher  
Education



<b>Fırat University World University Ranking</b>	<b>801- 1000</b>
<b>Türkiye Rankings</b>	<b>11</b>

<b>World University Rankings by subject</b>	<b>2023</b>
<b>Computer Sciences</b>	<b>301-400</b>
<b>Physical Sciences</b>	<b>301-400</b>
<b>Engineering</b>	<b>401-500</b>
<b>Life Sciences</b>	<b>801-1000</b>
<b>Clinical &amp; Health</b>	<b>801+</b>



**World University  
Rankings 2023**  
Asia



**THE Asia Universities Rankings 2023**

**World Rankings** 251- 300

**Turkey Rankings** 12

**THE Young University Rankings 2023**

**World Rankings** 251- 300

**Turkey Rankings** 7



Turkey

**Firat University**

801-1000 <sup>th</sup> World University Rankings 2023	601-800 <sup>th</sup> Impact Rankings 2023	251-300 <sup>th</sup> Young University Rankings 2023
---	--	--

Rektörlüğü, Elazığ, 23119, Turkey






Times  
Higher  
Education

# THE Impact

Times Higher Education (TIMES) Impact Ranking





Impact Ranking	2023
World	601- 800
Turkiye	6

# Impact Rankings 2023

The *Times Higher Education* Impact Rankings are the only global performance tables that assess universities against the United Nations' Sustainable Development Goals (SDGs). We use carefully calibrated indicators to provide comprehensive and balanced comparison across four broad areas: research, stewardship, outreach and teaching.

The 2023 Impact Rankings is the fifth edition, and the overall ranking includes 1,591 universities from 112 countries/regions.

[Read more...](#)

IN PARTNERSHIP WITH  
**ELSEVIER**



2023

[How to get your uni ranked](#)

## EXPLORE IMPACT RANKINGS FOR INDIVIDUAL SDGs

 OVERALL RANKING	 1 NO POVERTY	 2 ZERO HUNGER	 3 GOOD HEALTH AND WELL-BEING	 4 QUALITY EDUCATION	 5 GENDER EQUALITY	 6 CLEAN WATER AND SANITATION	 7 AFFORDABLE AND CLEAN ENERGY	 8 DECENT WORK AND ECONOMIC GROWTH
 9 INDUSTRY INNOVATION AND INFRASTRUCTURE	 10 REDUCED INEQUALITIES	 11 SUSTAINABLE CITIES AND COMMUNITIES	 12 RESPONSIBLE CONSUMPTION AND PRODUCTION	 13 CLIMATE ACTION	 14 LIFE BELOW WATER	 15 LIFE ON LAND	 16 PEACE, JUSTICE AND STRONG INSTITUTIONS	 17 PARTNERSHIPS FOR THE GOALS






SHANGHAI  
RANKING

# ARWU

Academic Ranking of World Universities (ARWU)





SHANGHAI  
RANKING

1. İTÜ
2. Ankara Üniversitesi
3. Hacettepe Üniversitesi
4. İstanbul Üniversitesi
5. Erciyes Üniversitesi
6. Ege Üniversitesi
7. Dokuz Eylül Üniversitesi
8. Gazi Üniversitesi
10. Fırat Üniversitesi
11. Sağlık Bilimleri Üniversitesi



<https://www.shanghairanking.com/>



# CWUR

Center for World University  
Rankings (CWUR)





Fırat University CWUR Rankings					
	2019-2020	2020-2021	2021-2022	2022-2023	2023
<b>World</b>	1405	1464	1495	1564	1557
<b>Türkiye</b>	30	32	33	35	34

<b>Education</b>	<b>Education</b>	25%	<ul style="list-style-type: none"> <li>The academic success of a university's alumni</li> <li>The number of a university's alumni who have won prestigious academic distinctions relative to the university's size.</li> </ul>
	<b>Employability</b>	25%	<ul style="list-style-type: none"> <li>The professional success of a university's alumni</li> <li>The number of a university's alumni who have held top positions at major companies relative to the university's size</li> </ul>
	<b>Faculty</b>	10%	The number of faculty members who have won prestigious academic distinctions
	<b>SCI-Expanded and SSCI papers</b>	20%	Papers indexed in Science Citation Index-Expanded and Social Science Citation Index
<b>Research</b>	<b>Research Output</b>	10%	The total number of research papers
	<b>High-Quality Publications</b>	10%	The number of research papers appearing in top-tier journals
	<b>Influence</b>	10%	The number of research papers appearing in highly-influential journals
	<b>Citations</b>	10%	The number of highly-cited research papers





# CWTS LEIDEN RANKINGS





Centre for Science and  
Technology Studies,  
Leiden University

CWTS Rankings	2020	2021	2022
<b>World</b>	1065	1210	932
<b>Turkiye</b>	20	17	14

*The universities do not need to apply to be included in the Leiden Ranking. The universities included in the Leiden Ranking are selected by CWTS according to the procedure described in the methodology. Universities do not need to provide any input themselves.*


Scientific Impact Indicators	P	Total number of publications of a university The Leiden Ranking uses the Science Citation Index Expanded, the Social Sciences Citation Index, and the Arts & Humanities Citation Index. Only publications of the Web of Science document types article and review are taken into account. Publication period is 2017-2020 for 2022 ranking
	P(top 1%) and PP(top 1%)	The number and the proportion of a university's publications that, compared with other publications in the same field and in the same year, belong to the top 1% most frequently cited.
	P(top 5%) and PP(top 5%)	The number and the proportion of a university's publications that, compared with other publications in the same field and in the same year, belong to the top 5% most frequently cited.
	P(top 10%) and PP(top 10%)	The number and the proportion of a university's publications that, compared with other publications in the same field and in the same year, belong to the top 10% most frequently cited.
	P(top 50%) and PP(top 50%)	The number and the proportion of a university's publications that, compared with other publications in the same field and in the same year, belong to the top 50% most frequently cited
	TCS and MCS	The total and the average number of citations of the publications of a university
	TNCS and MNCS	The total and the average number of citations of the publications of a university, normalized for field and publication year. An MNCS value of two for instance means that the publications of a university have been cited twice above the average of their field and publication year.
Collaboration Indicators	P	Total number of publications of a university.
	P(collab) and PP(collab)	The number and the proportion of a university's publications that have been co-authored with one or more other organizations.
	P(int collab) and PP(int collab)	The number and the proportion of a university's publications that have been co-authored by two or more countries.
	P(industry) and PP(industry)	The number and the proportion of a university's publications that have been co-authored with one or more industrial organizations.
	P(<100 km) and pp(<100 km)	The number and the proportion of a university's publications with a geographical collaboration distance of less than 100 km.
	P(>5000 km) and PP(>5000 km)	The number and the proportion of a university's publications with a geographical collaboration distance of more than 5000 km.

Open Access Publishing Indicators	P	Total number of publications of a university.
	P(OA) and PP(OA)	The number and the proportion of open access publications of a universit.
	P(gold OA) and PP(gold OA)	The number and the proportion of gold open access publications of a university. Gold open access publications are publications in an open access journal.
	P(hybrid OA) and PP(hybrid OA)	The number and the proportion of hybrid open access publications of a university. Hybrid open access publications are publications in a subscription journal that are open access with a license that allows the publication to be reused.
	P(bronze OA) and PP(bronze OA)	The number and the proportion of bronze open access publications of a university. Bronze open access publications are publications in a subscription journal that are open access without a license that allows the publication to be reused.
	P(green OA) and PP(green OA)	The number and the proportion of green open access publications of a university. Green open access publications are publications in a subscription journal that are open access not in the journal itself but in a repository
	P(OA unknown) and PP(OA unknown)	The number and the proportion of a university's publications for which the open access status is unknown. These publications typically do not have a DOI in the Web of Science database.
Gender Indicators	A	The total number of authorships of a university. Consider for instance a publication that has five authors, of which three report university X as their affiliation and two report university Y as their affiliation. This publication then yields three authorships for university X and two authorships for university Y.
	A(MF)	The number of male and female authorships of a university, that is, a university's number of authorships for which the gender is known.
	A(unknown) and PA(unknown)	The number of authorships of a university for which the gender is unknown and the number of authorships for which the gender is unknown as a proportion of a university's total number of authorships.
	A(M), PA(M), and PA(M MF)	The number of male authorships of a university, the number of male authorships as a proportion of a university's total number of authorships, and the number of male authorships as a proportion of a university's number of male and female authorships.
	A(F), PA(F), and PA(F MF)	The number of female authorships of a university, the number of female authorships as a proportion of a university's total number of authorships, and the number of female authorships as a proportion of a university's number of male and female authorships





Round University Ranking is a ranking of leading world universities





Round University Ranking is a ranking of leading world universities

RURRankings	2023
<b>World</b>	<b>1111</b>
<b>Turkiye</b>	<b>32</b>

## RUR Ranking Gösterge Seti


Education (%40)	Academic staff per students	%8
	Academic staff per bachelor degrees awarded	%8
	Doctoral degrees awarded per academic staff	%8
	Doctoral degrees awarded per bachelor degrees awarded	%8
	Online visibility	%8
	World teaching reputation	%8

Research (%40)	Citations per academic and research staff	%8
	Share of graduate degrees awarded	%8
	Normalized citation impact	%8
	Papers per academic and research staff	%8
	Social media visibility	%8
International Diversity (10%)	Share of international academic staff	%2
	Share of international students	%2
	Share of international co-authored papers	%2
	New Media Impact	%2
	International level	%2
Financial Sustainability (10%)	Institutional income per academic staff	%2
	Institutional income per students	%2
	Research income per academic and research staff	%2
	Research income per institutional income	%2
	Financial Sustainability Level	%2




# SCIMAGO

SCIMAGO Institution Ranking



SCIMAGO  
INSTITUTIONS  
RANKINGS





SCIMAGO  
INSTITUTIONS  
RANKINGS

SCIMAGO Rankings	2019	2020	2021	2022	2023
World	3992	4253	4598	4553	4622
Turkiye	25	24	23	16	16

## SCIMAGO Ranking Indicators

Research (50%)	Normalized Impact (NI)	13%
	Excellence with Leadership (EwL)	8%
	Output (O)	8%
	Scientific Leadership (L)	5%
	Not Own Journals (NotOJ)	3%
	Own Journals (OJ)	3%
	Excellence (Exc)	2%
	High Quality Publications (Q1)	2%
	International Collaboration (IC)	2%
	Open Access (OA)	2%
Innovation (30%)	Scientific Talent Pool (STP)	2%
	Innovative Knowledge (IK)	10%
	Patents (PT)	10%
Societal (20%)	Technological Impact (TI)	10%
	Altmetrics (AM)	10%
	Inbound Links (BN)	5%
	Web Size (WS)	5%

# US

U.S. News Ranking



POWERED BY





<b>Firat University US News Rankings</b>	<b>2022-2023</b>
Asia	343
World	1167
Turkiye	22

Global research reputation	%12.5
Regional research reputation	%12.5
Publications	%10
Books	%2.5
Conferences	%2.5
Normalized citation impact	%10
Total citations	%7.5
Number of publications that are among the 10% most cited	%12.5
Percentage of total publications that are among the 10% most cited	%10
International collaboration – relative to country	%5
International collaboration	%5
Number of highly cited papers that are among the top 1% most cited in their respective field	%5
Percentage of total publications that are among the top 1% most highly cited papers	%5

GREENMETRIC





Greenmetric Rankings	20 21	202 2
World	24 4	<b>349</b>
Turkiye	<b>13</b>	<b>29</b>

### Key Indicators

- The ratio of open space area towards total area
- Total area on campus covered in forest vegetation
- The total open space area divided by total campus population
- Total area on campus covered in planted vegetation
- Conservation: plant, animal and wildlife, genetic resources for food and agriculture secured in either medium or long-term conservation facilities
- Total area on campus for water absorption besides the forest and planted vegetation
- Percentage of operation and maintenance activities of building during Covid-19 pandemic
- Campus facilities for disabled, special needs and or maternity care
- Security and safety facilities
- Health infrastructure facilities for students, academics and administrative staff's wellbeing
- Percentage of university budget for sustainability efforts

### Key Indicators

- Energy efficient appliances usage
- Total electricity usage divided by total campus population (kWh per person)
- Smart Building implementation
- Elements of green building implementation as reflected in all construction and renovation policies.
- Number of renewable energy sources in campus
- The ratio of renewable energy production divided by total energy usage per year
- Greenhouse gas emission reductions program
- Total carbon footprint divided by total campus' population (metric tons per person)
- Number of innovative program(s) during covid-19 pandemic
- Impactful university program(s) on climate change

### Key Indicators

- Recycling program for university's waste
- Organic waste treatment
- Program to reduce the use of paper and plastic in campus
- Inorganic waste treatment
- Toxic waste handled
- Sewerage disposal

### Key Indicators

- Water conservation program implementation
- Water recycling program implementation
- Water efficient appliances usage
- Consumption of treated water
- Percentage of additional handwashing and sanitation facilities during Covid-19 pandemic

### Key Indicators

- Zero Emission Vehicles (ZEV) policy on campus
- The total number of Zero Emission Vehicles (ZEV) divided by total campus population
- The total number of vehicles (cars and motorcycles) divided by total campus' population
- Shuttle service
- Number of initiatives to decrease private vehicles on campus
- Ratio of ground parking area to total campus' area
- Program to limit or decrease the parking area on campus for the last 3 years
- Pedestrian path on campus

### Key Indicators

- Number of student organizations related to sustainability
- Number of sustainability community services project organized and/or involving students
- The ratio of sustainability research funding towards total research funding
- Number of sustainability-related startups
- Number of university program(s) to cope with Covid-19 pandemic
- Number of events related to sustainability
- Number of cultural activities on campus
- Number of scholarly publications on sustainability
- University-run sustainability website
- Sustainability report
- Number of scholarly publications on sustainability
- The ratio of sustainability courses towards total courses/subjects



WEBOMETRIC







## Webometric Ranking Gösterge Seti

Webometric Rankings 2022	
World	1351
Turkiye	17

<b>VISIBILITY</b>	%50	<ul style="list-style-type: none"> <li>Web contents Impact: Number of external networks (subnets) linking to the institution's webpages (normalized and then the maximum value is chosen)</li> <li>Source: <i>Ahrefs Majestic</i></li> </ul>
<b>TRANSPARENCY (or OPENNESS)</b>	%10	<ul style="list-style-type: none"> <li>Top cited researchers: Number of citations from Top 310 authors (excluding the top 30 outliers)</li> <li>Source: <i>Google Scholar Profiles</i></li> </ul>
<b>EXCELLENCE (or SCHOLAR)</b>	%40	<ul style="list-style-type: none"> <li>Number of papers amongst the top 10% most cited in each one of the all 27 disciplines of the full database</li> <li>Data for the five year period: 2017-2021</li> <li>Source: <i>Scimago</i></li> </ul>





QS EECA Rankings	2022
World	221-230
Turkiye	29

UK-based higher education rating agency **QS** has announced its “**Emerging Europe & Central Asia (EECA) University Rankings**” for 2022, which ranks **Firat University** in the **221-230** band.

# SIRALAMALAR ve VERİ TABANLARI

Sıralama	Bibliometric Data Suppliers
URAP	Web of Science
THE	Elsevier's Scopus
QS	Elsevier's Scopus
ARWU	Web of Science
CWUR	Web of Science
CWTS Leiden	Web of Science
NTU	Web of Science
SCIMAGO	Elsevier's Scopus
RUR	Web of Science
US News	Web of Science
Girişimci ve Yenilikçi Üniversite Endeksi	Web of Science
Webometric	Scimago



